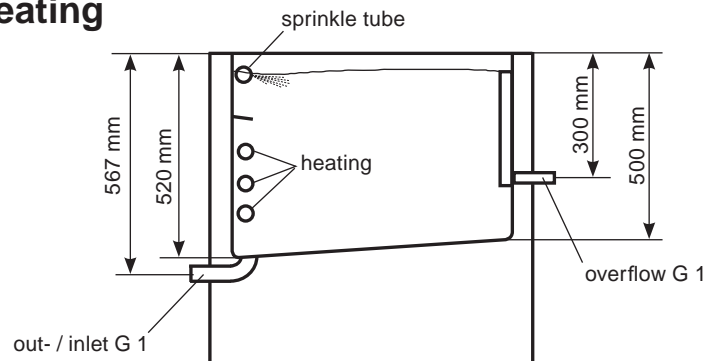
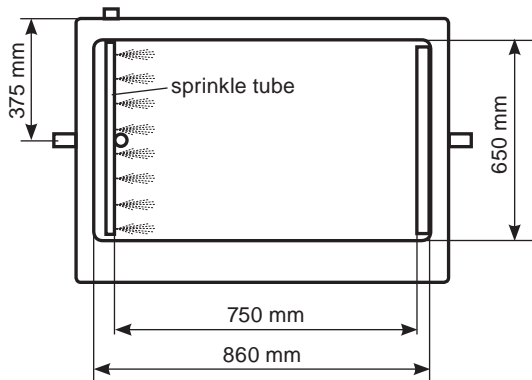
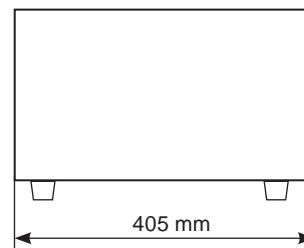
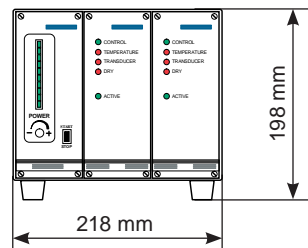


**Tank TM 212 UH with ultrasound and heating**



**Ultrasonic generator LG 2002 T / LG 3020 T**



**Ultrasonic tank with separate generator**

	TM 212 U	TM 212 UL	TM 212 UH	TM 212 UHL
Exterior tank dimensions	930 x 810 x 800 mm (l x w x h)			
Inner tank dimensions	750 x 650 x 500 / 520 mm (l x w x d), radius 20			
Capacity	285 litres			
Filling volume	260 litres up to overflow gutter			
Operating volume	230 litres up to filling mark			
Oscillating tank	Stainless steel AISI 316 Ti (1.4571), 2 mm, welded, inclined tank bottom			
Out- / inlet	3-way ball valve G 1, incl. hose and hose sockets 1"			
Overflow	at right tank side, outlet G 1			
Sprinkle tube	at left tank side, for surface skimming			
Casing	stainless steel AISI 304 (1.4301)			
Ultrasonic	40 kHz, on request 25 kHz			
oscillating systems at tank bottom	40 PZT-transducer	30 PZT-transducer	40 PZT-transducer	30 PZT-transducer
oscillating systems at tank side	-	30 PZT-transducer	-	30 PZT-transducer
Generator	LG 2002 T	LG 3020 T	LG 2002 T	LG 3020 T
HF cable 5 m with plug	2 pieces			
Heating, thermostatically adjustable	-		30 - 80 °C	
Power consumption	-		7,2 kW	
Max. current consumption per phase	0,1 A		10,5 A	
Mains supply	230 V~ 50/60 Hz, cable length 3 m, fixed		400 V 3N~ 50/60 Hz, CEKON-plug 16 A, cable length 3 m, fixed	
Degree of protection	IP 32			
Weight	101 kg	106 kg	109 kg	114 kg

## Technical data of generators

	LG 2002 T	LG 3020 T
Number of power modules	2	2
Control range of power	10 - 100 %	
HF-output	2 × 1000 W <sub>eff</sub>	2 × 1500 W <sub>eff</sub>
Ultrasonic peak output*	2 × 4000 W	2 × 6000 W
Mains supply	230 V~ 50/60 Hz, cable length 2 m, fixed	
Supply tolerance	± 10 %	
Current consumption (max. per Phase)	8,6 A	13 A
HF-frequency	40 kHz, on request 25 kHz	
Fuse	16 A	
Degree of protection	IP 20	
Dimensions (l × w × h)	218 × 405 × 198 mm	

\* To achieve an improved efficiency, the ultrasound is modulated whereby a four times higher value of the HF- output is obtained as ultrasonic peak output.

## Peripheral equipment

### TM 212 U /UL /UH /UHL

	Type
Ultrasonic rinsing tank with overflow	RM 212 U
Rinsing tank with overflow and heating	RM 212 H
Rinsing tank with overflow	RM 212
Stainless steel lid	MD 210
Stainless steel basket, load up to 20 kg, interior dimensions 690 × 610 × 90 mm (l×w×h)	MK 210
Stainless steel basket for lifting device, load up to 20 kg, interior dimensions 690 × 610 × 90 mm (l×w×h)	MK 210 B
Stainless steel basket, load up to 40 kg, interior dimensions 690 × 610 × 90 mm (l×w×h)	MK 210 S
Stainless steel basket for lifting device, load up to 40 kg, interior dimensions 690 × 610 × 90 mm (l×w×h)	MK 210 BS
Rack for two tanks, for MB 210 B	WG 210-2
Rack for three tanks, for MB 210 B	WG 210-3
Rack for four tanks, for MB 210 B	WG 210-4
Lifting device with oscillation, movable, for use on racks WG	MB 210 B
Lifting device with oscillation, for one tank	MB 210
Drop plate between two tanks	TB 210
Filtration with pre- and main filter incl. connection kit	FA 210
Oil separator with filter incl. connection kit	OX 210
DI-water-preparation device incl. connection kit	WA 210
Trough dryer, interior dimensions 750 × 650 × 500 mm (l×w×d)	TO 210
Cascade tube between two tanks	KV 210

### LG 2002 T / LG 3020 T

Remote control with timer (1 to 15 min/continuous operation) cable length 7 m	FS 15 L
Cable for remote control, cable length 7 m, one plug	FS 7

#### Information:

It is possible to operate up to 4 ultrasonic tanks TM 212 U /UL /UH /UHL with more efficient LG-generators.  
Example: 3 tanks TM 212 U /UH to a generator LG 6006 D or LG 6006 D PRO.

All SONOREX units are RFI-proof and marked C E.

Subject to technical alterations.

**BANDELIN**

www.bandelin.com  
info@bandelin.com

**60 years of experience in ultrasound**

Certification  
EN ISO 9001 / 12.2000 • EN ISO 13485:2003 + AC:2007

**BANDELIN electronic GmbH & Co. KG**

Heinrichstraße 3 – 4 • D-12207 Berlin  
Tel.: +49-30-768 80 - 0  
Fax: +49-30-773 46 99